



APE HISTORIAN
u/Elegant-Remote6667

APE HISTORY SERIES

MSM PUBLISHES
500 NEGATIVE
ARTICLES A MONTH



Ape historian series: MSM- if GAMESTOP is not the play, why publish 500 articles A MONTH shitting on it? why? Why publish 300+ articles after the shorts closed? every month? Why? DRS

Possible DD

"They are rage, brutal without mercy. But you. You will be worse. Rip and tear, until it is done" (Doom quote). -- i think this summarises MSM vs retail pretty well. they are brutal. and you will see just how brutal i think below (speculation but please offer a counter argument).




there is a lot of data to sift through and its still classifying as we speak. please do mark this post for yourselves because i will be adding links here and making a miniseries from what i found.

TLDR:

1. look at the MSM goes brr after the "sneeze" and after hediges closed- start asking yourself why-watch video for full effect = it starts tracking from november.
2. Computershares was effectively DROWNED out from january. apes knew about it but in the attack it was hidden. DRS is probably the way although none of this is financial advice. i am just going off the data.
3. There were just 1600 out of 77 MILLION posts and comments that even mentioned computershare before june 2021. many on the old sub. - we all know what happened to the sub.
4. I am building a site - elegant-remote6667.com that will hold everything - site isnt live yet but if somethign happens - that will be a repository for the dd. for sure. and the decentralised storage aint going anywhere.

first off lets have a look at the MSM coverage for GME, eh?

how can i do this? i have the data (below). thank you to everyone who provided the sauce in the comments - your contributions are what made it possible.

| | | | |
|---|------------|-------------|---|
| Status  | | | |
| Last build | | | 11 hours ago (Success) |
| Total size | 12.75 GB | Jan 8, 2022 |  |
| Records | 77,870,868 | Jan 8, 2022 |  |

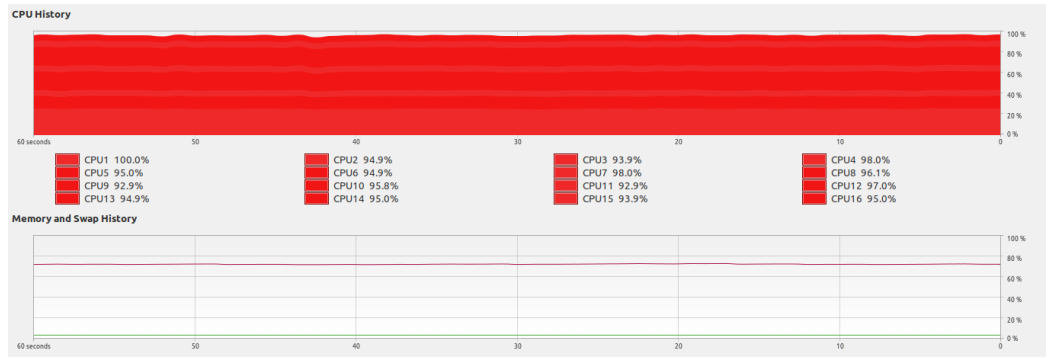
i think i have most posts and comments that i need now for Nov 2020 to June 2021 -thats a GZ compressed size, so its really close to 150gb in size that export...

i think i have most of the data now that i need and will actually need to start thinking about replacing one of the SSD's in the array...

| | |
|----------------------|---|
| Available Capacity: | 147.73 GB |
| Total Bytes Written: | 47.29 TB |
| Driver Version: | 3.0 (ahci) |
| Firmware Revision: | M3CR023 Latest Firmware Installed |

ssds go brrrrt. he still has 70% lifetime left, apparently.

ape happy noises with data:



cpu goes brrrrr



| Process Name | User | Status | Virtual Memory | Resident Memo | Shared Memory |
|--------------|--------|---------|----------------|---------------|---------------|
| python | beasty | Running | 8.3 GiB | 5.6 GiB | 9.3 M |
| python | beasty | Running | 8.3 GiB | 5.6 GiB | 9.3 M |
| python | beasty | Running | 8.3 GiB | 5.6 GiB | 9.3 M |
| python | beasty | Running | 8.3 GiB | 5.6 GiB | 9.3 M |
| python | beasty | Running | 8.3 GiB | 5.6 GiB | 9.3 M |
| python | beasty | Running | 8.3 GiB | 5.6 GiB | 9.3 M |
| python | beasty | Running | 8.3 GiB | 5.6 GiB | 9.3 M |
| python | beasty | Running | 8.3 GiB | 5.6 GiB | 9.3 M |
| python | beasty | Running | 8.3 GiB | 5.6 GiB | 9.3 M |
| python | beasty | Running | 8.3 GiB | 5.6 GiB | 9.3 M |
| python | beasty | Running | 8.3 GiB | 5.6 GiB | 9.3 M |
| python | beasty | Running | 8.3 GiB | 5.6 GiB | 9.3 M |
| python | beasty | Running | 8.3 GiB | 5.6 GiB | 9.3 M |
| python | beasty | Running | 8.3 GiB | 5.6 GiB | 9.3 M |
| python | beasty | Running | 8.3 GiB | 5.6 GiB | 9.3 M |
| python | beasty | Running | 8.3 GiB | 5.6 GiB | 9.3 M |
| python | beasty | Running | 8.3 GiB | 5.5 GiB | 9.7 M |
| python | beasty | Running | 8.3 GiB | 5.5 GiB | 9.5 M |
| python | beasty | Running | 8.3 GiB | 5.5 GiB | 9.5 M |
| python | beasty | Running | 8.3 GiB | 5.5 GiB | 9.7 M |
| python | beasty | Running | 8.3 GiB | 5.5 GiB | 9.7 M |
| python | beasty | Running | 8.3 GiB | 5.5 GiB | 9.7 M |
| python | beasty | Running | 8.3 GiB | 5.5 GiB | 9.7 M |
| python | beasty | Running | 8.3 GiB | 5.5 GiB | 9.5 M |
| python | beasty | Running | 8.3 GiB | 5.5 GiB | 9.8 M |
| python | beasty | Running | 8.3 GiB | 5.5 GiB | 9.7 M |
| python | beasty | Running | 8.3 GiB | 5.5 GiB | 9.7 M |
| python | beasty | Running | 8.3 GiB | 5.5 GiB | 9.7 M |
| python | beasty | Running | 8.3 GiB | 5.5 GiB | 9.5 M |
| python | beasty | Running | 8.3 GiB | 5.5 GiB | 9.5 M |
| python | beasty | Running | 8.3 GiB | 5.5 GiB | 9.7 M |
| python | beasty | Running | 3.4 GiB | 972.6 MiB | 11.5 M |
| python | beasty | Running | 3.2 GiB | 155.3 MiB | 9.8 M |
| python | beasty | Running | 3.2 GiB | 155.3 MiB | 9.8 M |
| python | beasty | Running | 3.2 GiB | 155.3 MiB | 9.8 M |
| python | beasty | Running | 3.2 GiB | 155.3 MiB | 9.8 M |
| python | beasty | Running | 3.2 GiB | 155.3 MiB | 9.8 M |
| python | beasty | Running | 3.2 GiB | 155.3 MiB | 9.8 M |

python goes brrrr-happy ram noises.

before you go on - listen to this video from 2009 (also backed up)-
cokeratcramer himself-

https://www.reddit.com/r/Superstonk/comments/rzjx0/coke_rat_explaining_exactly_what_a_short_fund/

ok screen shot time over - guess how many computershare posts and
comments we had? up to june 2021?

| | | | |
|-------------|-----------|-------------|---|
| Status | | | ^ |
| Last build | | | 3 hours ago (Success) |
| Total size | 845.23 KB | Jan 8, 2022 |  |
| Records | 1,667 | Jan 8, 2022 |  |
| Records (2) | | | ^ |

all computershare posts or comments up to june 2021

looks good right? plenty of posts and comments?

all non computershare convo up to june 2021... 77 million posts and
comments.- this is across all subs not just superstonk. we type "this is the
way a lot but not that much".

so the ratio of computershare vs non computershare conversation is
basically zero. 0.002077922% - fuck. they hid it well by spamming older subs
before the s.sub and g.subs. fuck me. but i think the wrinkle brained found it
in the end.

Computershare was known to apes in early january 2021, and i quote

"that is a myth - the only way to prevent share lending that i konw of is direct
registration through computershare or physical certificate issue"- from a
w333s333b333 ape. January 2021. You all remember what happened in
january and February.

Part 2- msm fud.

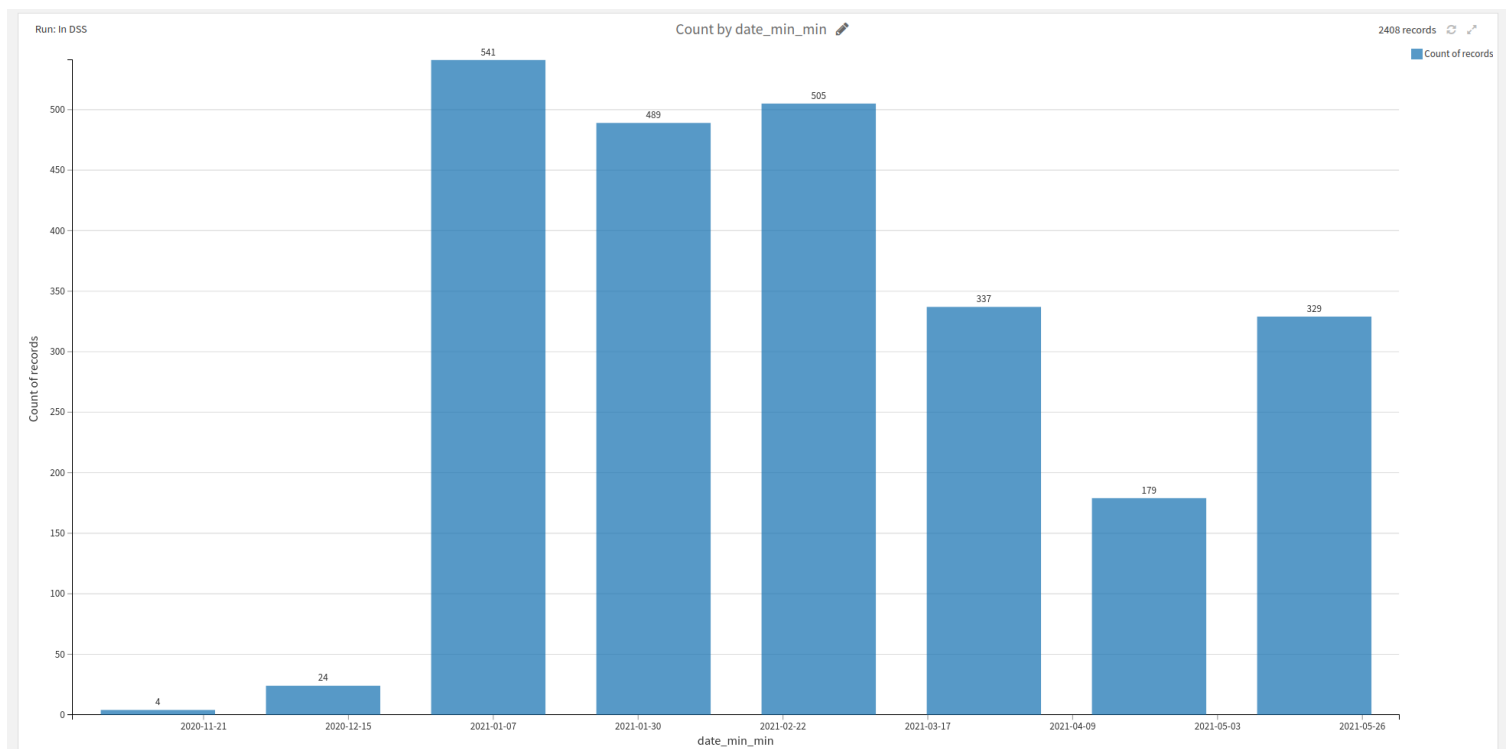
I collected a fair bit of data in the last year and now approaching a almost complete set of data to be able to do this.

I am confident i have 100% coverage up to june 2021 now and have about 98% coverage for the rest of the year.

SO how does it look like? like this:



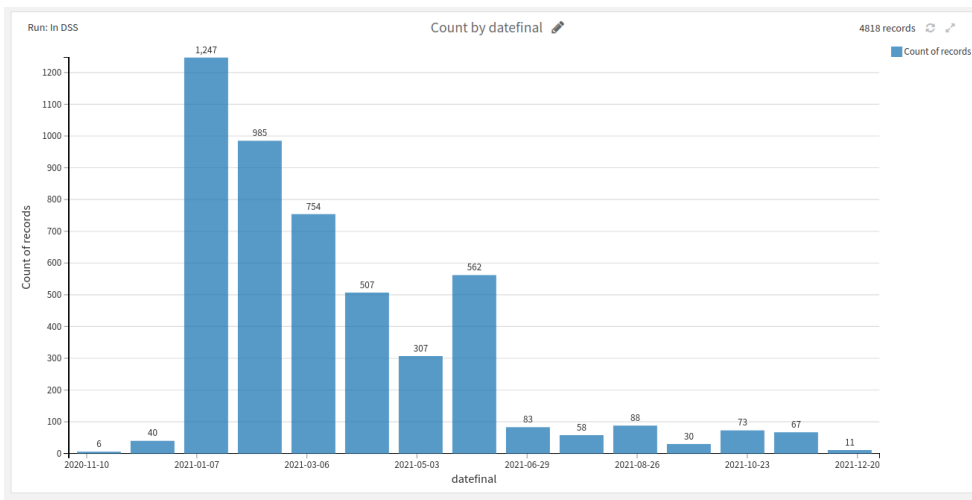
look at the sheer number of articles in january - those are UNIQUE. -yes -thats ~600 articles in january 2021. and it didnt die. and i am sure that still not everything as everything that wasnt posted on reddit isnt included here.



And this is how it looks like properly, by month, from november to June. PReTTY brutal right? December 15th and all of december while it was rising no one was batting an eye while it doubled. look what happened once they realised they are fukk?

UPDATE:

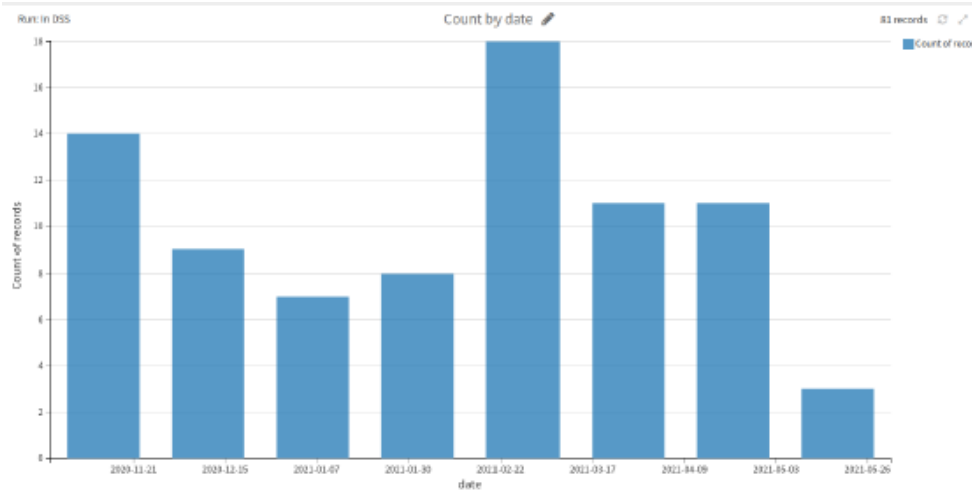
and this is what it looks like with a full years of data:



full year of data

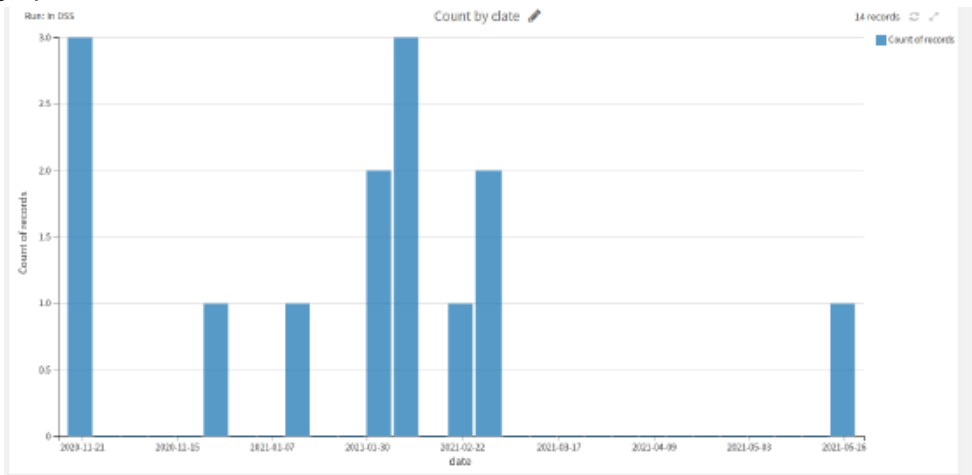
full year of data split by domain: https://transfer.sh/WAszdw/output_dates.xlsx

A few very vocal people have mentioend -well of course it went up- why dont we look at another tech giant like i dont know meeecreosoft?



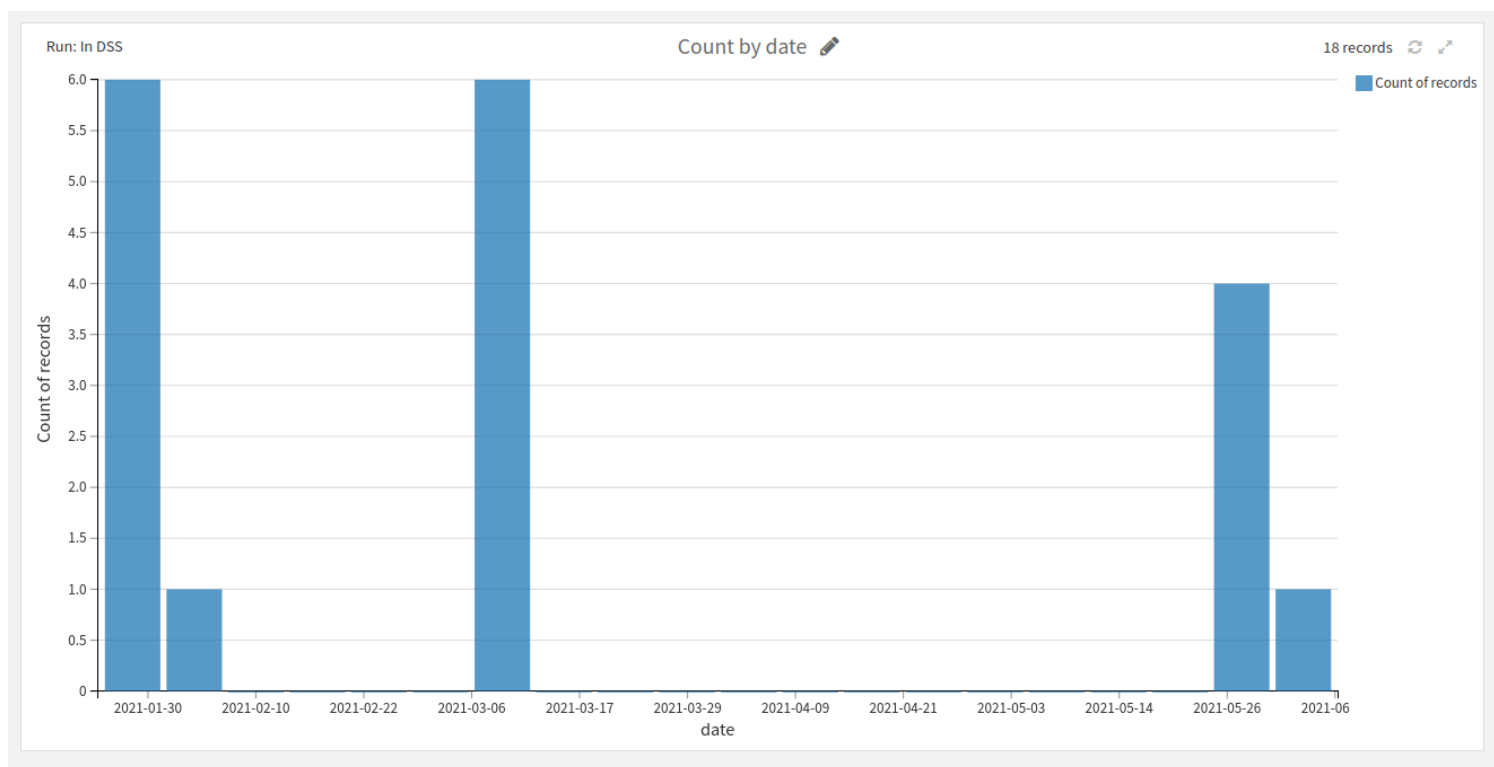
micro - s0ft (dont know if this word is autoban or not): 81 results in 6 months, same time period.

What about teh graphics card manufacturer?



NV_ID_IA (again no idea if automod will ban it - 14 articles in databsse) - this is the entire database. I will need to repull the last 5 years to see a good comparison for all these and it will take a while.

Or what about k_0_SS?



clearly this isnt all the articles across absolutely every single subreddit- i did the top 3 non gme chats in 30 seconds rather than 6 hours. But i will repull the last 5 years of data and see what the true differences are.

How does this compare with other tickers I wonder? - I will find out.- currently above

This post will now serve as the back up of ALL the DD.

I will be updating it with links below as I go to gain access to the decentralised archive.

Data will live here once the rest is classified.- this will be the main post where i will post any new posts and updates so please sticky this one if you wanna follow me - -i will keep posting, i as an individual investor have drsd and i am fucking pissed at the last 72 hours of yahoo going out of their way to spread fud. - i will process the other 7 months of data in the coming days

temp news link: https://transfer.sh/sKR6Kw/msmlinks_nov2020_june_2021.csv

notes for me for now:

will update in full:

- methodology
- how to dl data (all posts, links to msm articles, everything)
- any other points that come from comments.

Ape Historian.

UPDATE TO Ape historian series: MSM- if GAMESTOP is not the play, why publish 500 articles A MONTH shitting on it? why? Why publish 300+ articles after the shorts closed? every month? Why? DRS -full year of data

Speculation / Opinion

